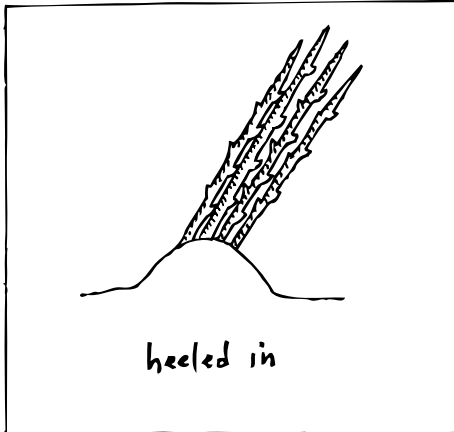


# Receiving your trees.


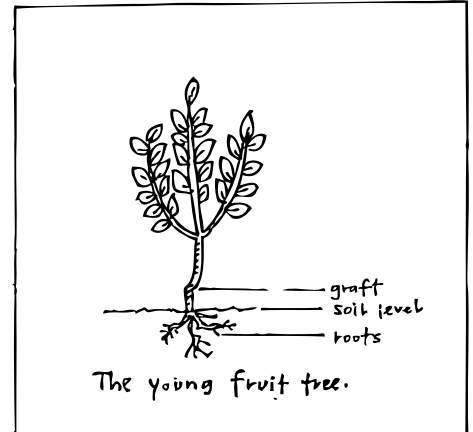


When you receive your young trees, it's a good idea to stand them in a bucket of water overnight. If you're not ready to plant them you can "heel them in" a temporary position for a week or two.

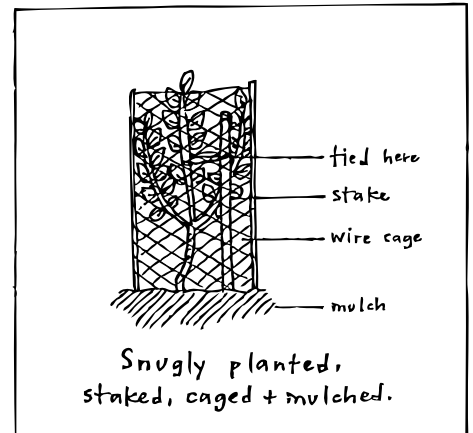


Plant the young tree with the graft union well above soil level. Settle young trees in by watering them in well and firming the earth around the root.

Husbands with whipper-snippers, goats, wallabies and horses (in about that order) are the biggest destroyers of small trees. Protect them with a stake and cage. Mulch well and maintain a weed free area around each plant.



Keep young trees growing actively through the growing season with generous watering of diluted liquid manure. Fresh poultry manure and artificial fertilizers can easily burn and kill young trees so don't overdo it!



## Warning!

I regularly hear stories of over-zealous gardener killing their newly planted trees with kindness. A keen Canadian purchased a McIntosh apple from me and planted it in a mixture of loam and poultry manure from the local garden centre. Another customer rang to say that despite daily watering of his newly planted trees with the "secret weapon" (see above) all his trees had failed to break into growth. DON'T OVERDO IT! Baby trees are just like little baby children. They need gentle care and attention. As one wouldn't give a large roast dinner to a newborn child, likewise, baby trees need only tiny (but regular) amounts of nutrients and a protected environment in which to develop at their own pace.



This is what some people do to their plants!